

oxfordtefl

TEACHER TRAINING





oxfordtefl  
TEACHER TRAINING

# **WELCOME**

**WIFI:**  
**FEBFREEWORKSHOPS**  
**Workshops2020**



# Face to Face Teaching Business English course

**oxfordtefl**



**Certificate  
in Teaching  
Business  
English**

**March 27th  
and 28th 2020**

**SAVE €25**

Promo code  
**#FreeWorkshops**  
before 28/02/20

12-hour Face to Face  
group course

- Modern training school in central Barcelona
- Intensive training sessions with expert tutors
- Meet teachers from all over the world and share ideas
- Gain an additional certificate
- Course fee (with discount): €175



# What will you learn?

These courses cover a range of topics within the Teaching Business English environment, including:

- Business English essentials
- Needs analysis & planning
- Making the most of your environment
- Materials & resources
- Effective communication
- Communication skills
- Intercultural awareness
- Using TBL with BE students
- Equipping the BE teacher
- Technology & the flipped classroom
- ESP and 1-2-1
- Teacher development

Gain an additional certificate in ELT! Apply at [oxfordtefl.com](https://oxfordtefl.com)



# Thank you for coming!

All presentations will be available on our  
blog before the end of the month.


[oxfordtefl.com/blog](https://oxfordtefl.com/blog)



# Dealing with mixed-ability young learner classes

Anita Derecskei

21st February 2020




How are our  
classes mixed?



## Mixed classes

- age
- gender
- level of English
- English skills (e.g. reading, writing, etc.) and subskills
- discipline
- interests
- independence
- confidence
- maturity
- people skills
- attention span
- ability to focus
- cultural background
- multiple intelligences
- learning style
- other skills (e.g. drawing, handwriting, etc.)
- motivation

A decorative border of various colored pencils (purple, green, red, blue, orange, grey, and teal) is arranged around the central text. The pencils are sharpened and point towards the center.

# Problems with mixed-ability classes



# Dealing with mixed ability YL classes

## Teacher problems

How to get everyone involved?

How can I have enough time to give students individual attention?

How to challenge stronger students?

How to give weaker students some sense of achievement?

What to do with fast finishers?

A decorative border of various colored pencils (purple, green, red, blue, orange, grey, and teal) is arranged around the central text, pointing towards the center. The pencils are shown in different orientations, some horizontally and some diagonally, creating a circular frame effect.

# Getting everyone involved DEMO



# Getting everyone involved

thinking time

whisper the answer  
(to yourself or  
to a partner)

giving options  
for weaker  
students

raise your hand

mini  
whiteboards

Plickers

<https://www.youtube.com/watch?v=HCM9ngikcjs&feature=youtu.be&t=26>





Don't forget to praise stronger students just like you praise the weaker ones!

An element of surprise/luck can help 😊  
(e.g. the snake-building game)

Reducing competition --» generation Z

# Differentiating tasks



Read the story. Choose a word from the box. Write the correct word next to numbers 1-6. There is one example.

Fred was an animal that lived in a zoo. Every morning, a man came to Fred's house and .....wash..... him to make him nice and clean. Then he gave Fred (1) ..... to drink and some food. Sometimes he gave him (2) .....to eat. Fred loved bananas and always wanted more. One day, the man didn't (3) ..... the door well and Fred walked out. The (4) ..... in the town were very surprised! Fred saw a .....ket (5) ..... the zoo. 'Your elephant is eating the food in our shop. Come quickly!' But Fred started walking home to the zoo. When he went back to his house again, he was tired but very (6) ..... 'I've had an exciting day,' Fred



first: match the pictures with the words

give students the first letters of the words

remove the pictures


remove the answers

jumbled letters

taking away the vocab bank altogether

two options to choose from

jumbled letters



# Differentiating tasks

**A. Mark Zuckerberg began developing computer programmes when he was a teenager. Listen to a text about him and mark the following sentences True (T) or False (F). (5 points)**

1. Mark Zuckerberg was born in 1974.
2. He is an English computer programmer.
3. He is one of the founders of Facebook.
4. He is the 6th richest person in the world.
5. He has got three sisters.
6. He wasn't a very good student.
7. He won some prizes in school.
8. He studied psychology and computer science.
9. He launched Facebook in 2004.
10. He is married and he has got a son.

[illegible]

A decorative border of various colored pencils (purple, green, red, blue, orange, grey, and teal) is arranged around the central text. The pencils are shown from different angles, some pointing towards the center and others away from it, creating a circular frame effect.

# Early finishers



## Early finishers

- Rewards  
e.g. colouring, extra task
- Mini teacher
- Word search


<https://tools.atozteacherstuff.com/word-search-maker/wordsearch.php>



NAME: \_\_\_\_\_ DATE: \_\_\_\_\_

```
      H N Z R D
    T K K Z Y S A E
      P O C O D   E I C
        P V E N Z N   U P O
      S A G F I Z F       X Z Y
    E S E E H C I       T P A N W F E
  O A N M O L L A G R A N D M O T H E R H
V L D D P H H C I W D N A S N L O S J B W
N I H P L O D J A T A Q J O K M J M L Y I A
D C S T O P N R G A F Y M P C N V E P I X Q
G J G S F D G P M B A U A Z I W X W R C L U
T X X O K U J E C U U D X D D P Y O A N M Y
F X R O V N I Y S A Z D I I X E R E A K
  A D J I               R Q K X
    U C                 F X
```

BUS  
STOP  
CHEESE  
CINEMA  
DOLPHIN  
EASY  
FRIDAY  
GRANDMOTHER  
HOMEWORK  
SANDWICH

A decorative border of various colored pencils (purple, green, red, blue, orange, grey, and teal) is arranged around the central text, pointing towards the center. The pencils are shown in different orientations, some horizontally and some diagonally, creating a circular frame effect.


# Task-based and project-based activities



- Posters
- Classroom research
- The building game
- Comics
- Class dance





The background of the slide is decorated with several sharpened colored pencils in various colors including purple, green, red, blue, orange, and grey, arranged in a circular pattern around the central text. The pencils are shown from a top-down perspective, with their tips pointing towards the center.


# Seeking and rewarding non-linguistic talent



# Seeking and rewarding non-linguistic talent



being funny



counting



being fast



drawing



colouring



singing



# Seeking and rewarding non-linguistic talent



helping your teacher



helping another student



listening,  
paying attention



sharing



being nice

Thank you for your attention!

